



Scouts

**34th Chesterfield
(Brimington)**



**Beavers Information
Pack
(May 2026)**

CONTENTS

Section 1 – Welcome and information about Scouting

Section 2 – Our Section

Section 3 – Our Volunteers

Section 4 – Promise and Law

Section 5 – Uniform

Section 6 – Fees

Section 7 – Safeguarding

Section 8 – Online Scout Manager

Section 9 – Communications

Section 10 – Other Information & policies

SECTION 1 – WELCOME & INFORMATION ABOUT SCOUTING

Dear Parent/Guardian

Welcome to the 34th Chesterfield (Brimington) Scout Group. We hope your son or daughter will enjoy their time in Scouting and will soon be making many new friends.

This welcome pack has been designed to answer any questions you may have about our Group and the Scout Association. If you do have any further queries, please do not hesitate to contact your child's section leader or myself, contact details are included in this welcome pack.

Rachael Brown - Group Lead Volunteer

What is Scouting?

Scouting is an international Movement with over 28 million Members worldwide spread across 216 countries and territories. The number of countries, recognising the values of Scouting and accepting its principles is steadily increasing.

The Scout Association in the UK accepts Members of all major faiths and offers equal opportunities to all young people in the community, no matter what their social, religious or ethnic background may be. Scouting is not a religious body. It is an organisation which encourages young people to grow spiritually and develop within their own faith and denomination. It has a positive policy of integration and welcomes children and young people who have physical and mental disabilities.

The Five Sections

At whatever age, a young person in the Movement is a 'Scout'. The Balanced Programme spans a 6-25 age range, divided up into five Sections. Each Section has its own identity, ethos and style. They all have adult support which varies in style in the different age groups.

A Scout Group consists of:

A Squirrel Drey with members aged between 4 and 6

A Beaver Scout Colony with members aged between 6 and 8

A Cub Scout Pack with members aged 8 - 10½.

A Scout Troop for young people aged from 10½ - 14years.

An Explorer Scout Unit is for young people from 14-18 years old. Explorer Scout Units are part of a Scout District, although some are attached to Groups. Scout Network is for young people aged 18 - 25 years old. Scout Networks are the responsibility of the Scout County or Area.

The Purpose of Scouting

Scouting in the UK is organised through The Scout Association. The Scout Association has a clear purpose:

'To help young people achieve their full physical, intellectual, social and spiritual potential as individuals, as responsible citizens and as Members of their local, national and international communities'

Even if we can't solve all the problems in the world, we can help to make it a better place. We do this by helping young people to develop as active members of the community. Scouting makes a positive contribution to society by helping young people to develop as active members of the community:

- who are self reliant
- who are caring
- who are responsible
- who show commitment

Scouting works well when young people enjoy learning by doing it in partnership with adults. They do this by:

- taking part in a variety of activities and new experiences
- exploring the outdoors
- participating in teams
- taking responsibility for themselves and others.

Our method for giving young people the opportunity to learn by doing is called the Programme. The Programme is a seamless progression of training, activities and awards that covers everything that young people do in Scouting from 6 to 25.

All adults in Scouting have a responsibility to make sure that the Programme is fun and exciting. We must also make sure that it is safe. The Scout Association's policies, rules, code of behaviour, advice on Child Protection and safety policy are there to help adults make sure the young people in their care stay safe while they enjoy themselves and learn.

There are several important things, which make Scouting different from many other youth organisations:

- We are a uniformed movement
- We use 'Sixes' and 'Patrols' of about 6 young people who work together, learning from and supporting each other
- We involve young people in decision making as part of their development
- Our members make the Scout Promise

SECTION 2 – OUR SECTION



Since Beaver Scouts became part of The Scout Association in 1986, it has been one of the quickest growing Sections, Our Beaver Colony is open to boys and girls aged between six and eight years old.

The Colony meets weekly and works within small groups called “Lodges”. Beavers take part in a wide range of activities based on the Balanced Programme and complete interest and challenge badges. The highest award in the Beaver Section is The Chief Scout Bronze Award. Beavers also have the opportunity to attend at least one residential experience each year.

More information about Beavers can be found online:

<https://www.scouts.org.uk/beavers/being-a-beaver/>

Fridays 5.50pm-6.50pm St. Michael’s Church Hall
Beaver Team Leader: Catherine Hutchison (Bagheera)

SECTION 3 – OUR VOLUNTEERS

All of the adults involved in running the Scout Group are volunteers who give up their time to provide Scouting for the young people of Brimington . Most of our leaders and Trustees also have full time jobs and families and we ask you to respect this when dealing with adults involved in Scouting. Our leadership team are volunteers who have made a regular commitment to Scouting and have completed training to enable them to carry out their roles.

Group Lead Volunteer

The Group Lead Volunteer is the volunteer manager of the Scout Group and leads Scouting within the area, working with all sections & adult volunteers.

Group Lead Volunteer: Rachael Brown (07403 143527)
brimingtonscoutgroup@gmail.com

Group Leadership Team & Trustees

The Group Leadership Team supports the Lead Volunteer in managing the Scout Group and are responsible for the administration, finances and Group equipment & Resources. Some members of the Leadership Team also act as Charity Trustees for the Scout Group.

Group Lead Volunteer: Rachael Brown (*Trustee*)

Group Chair: VACANCY (*Trustee*)

Group Treasurer: Antonia Kelly (*Trustee*)

Group Administrator: Sarah Bagshaw (*Trustee*)

QM Team Leader: Carl Bagshaw

Squirrel Team Leader: Vicky Barsby

Beaver Team Leader: Catherine Hutchison

Cub Team Leader: Hannah Hawkins (*Trustee*)

Scout Team Leader: VACANCY

Young Leader Team Leader: Kane Winnard

Trustees: Community Trustees – Peter & Hannah B, 2 x Parent Trustees VACANT,, 1 x Church Trustee VACANT

Supporters, Sub Teams & Occasional Helpers

Sub Teams and Group Supporters are volunteers who are DBS checked and carry out specific roles or projects to support the Group. Occasional helpers are also DBS checked and support on an “as needed basis”.

Group supporters, Sub Teams & Occasional Helpers may support with working with Young People or carry out admin or other behind the scenes roles.

Our Section Teams & Training

All our Sections are run by a team of adult volunteers who work together to plan meetings, badgework and other activities for their Section. Section Teams are led by a Team Leader who is the main point of contact for the Section. All our volunteers complete training which includes First Aid, Safety & Safeguarding along with other modules relevant to their role.

Section Teams are supported by a Team of Young Leaders (YL) who are youth members aged between 14-18 and complete the YL training scheme.



Beaver Team Leader: Catherine Hutchison (Bagheera)

Beaver Team Deputy: Elizabeth Westley (Hedgehog)

Beaver Team Members: Jason Quick (Hawk), Charley Inns (Badger)

Beaver Young Leaders: Elizabeth, Kane, Alex, Eli

Parent Rotas

As we have such a small volunteer team, you will see many of our volunteers working across different Sections – this is to ensure we meet the POR requirements for adults present. We also do need to operate parent rotas to ensure we have enough adults to support the group and run activities safely.

We send out a plan for each half term and ask parents to volunteer to support where they can – without parents coming forward to help on the rota, we would have to cancel meetings. Adults supporting on the rota without a DBS do not have unsupervised access to our members and can only support 3 times in any 30 day period.



Every adult involved in our Group is a volunteer and We are a small team of adult volunteers and many of us are carrying out multiple roles.

We do need to recruit more adults to join us in order to ensure the Group can continue to run safely and well into the future.

We are seeking new volunteers to support us in providing adventure and skills development to young people.

Why volunteer with Scouts?

- Make a difference
- Gain new skills
- Be part of a community
- Make new Friends
- Have Fun

Flexible Volunteering

All our volunteer roles are flexible with volunteers committing as much or as little time as they are able. There is no expectation that volunteers will attend every week or event.

Rather be behind the scenes?

You can choose from various roles, including working directly with young people or supporting behind the scenes. Speak to one of our Lead Volunteers for more information about ways you can help us if Friday night meetings aren't for you!

Experience Needed?

No prior experience is needed – our existing volunteers will support you and full training is provided

Want to know more?

Contact Rach for more information about any of the roles to support the Scout Group

SECTION 4 – THE SCOUT VALUES AND PROMISE

As Scouts, we're guided by our values, which are:

- **Integrity:** We act with integrity; we are honest, trustworthy and loyal.
- **Respect:** We have self-respect and respect for others.
- **Care:** We support others and take care of the world in which we live.
- **Belief:** We explore our faiths, beliefs and attitudes.
- **Co-operation:** We make a positive difference; we co-operate with others & make friends

The Promise is a simple way to help young people and adults keep the fundamentals of Scouting in mind. The Promise is the oath taken by all members as they commit to sharing the values of Scouting. It is therefore vital that every member considers the Promise and discusses its meaning before making the Promise and being invested into Scouting.

Scouts is open to people of all faiths and of none. We have different variations of our Promise, so everyone can make a Promise that means something to them, no matter their background or belief.

There are many different versions of the promise and as part of the joining process, we do discuss which version of the promise members wish to make



For Beavers, parents will be consulted about which version they would like their child to make

Beavers usually choose between two common variations of the & Beaver Promise, although there are other options available:

Those who are Christian and / or believe in God:

I promise to do my best to be kind and helpful and to love God.

Those no affirmed faith:

I promise to do my best to be kind and helpful and to love the World

For other suggested alternative wordings to our Promise, please visit the following link:

[The Scout Promise](#)

Beavers do not have a Scout law

SECTION 5 – UNIFORM

Scouting is a uniformed organisation and all members are expected to wear Scout uniform to all meetings & events. The core uniform consists of the Section uniform Jumper, Hoodie or Shirt & a necker

Trousers should be comfortable and appropriate for being active – Jeans should not be worn. Skirts are also not recommended for most activities.

Shoes should be suitable for running around & being active – high heels, crocs & flip flops are not to be worn, sandals should be sturdy & practical for running around in if worn.

Official uniform tops may be purchased online and this is where badges are displayed, neckers are provided by the Scout Group. Younger sections may also wear plain school-style jumpers in the correct section colours instead of the official uniform jumper. For formal occasions, dark school trousers & school shoes are also worn.

There are also other optional items which may be worn alongside (or occasionally instead of) the Uniform jumper/shirt.

BEAVERS



Beaver uniform consists of:

- A Turquoise Beaver Jumper (any turquoise/light blue school jumper may be worn)
- Group Necker (issued by the Group)
- Turquoise T-Shirt
- Dark trousers for formal events / comfortable activity trousers for meetings
- Shoes appropriate to the activity

SECTION 6 – FEES

Subscriptions

The Scout Group charges subscriptions to cover cost of badges, rent and capitation, the annual membership fee paid to The Scout Association Headquarters, which supports the management of The Scout Association and includes insurance for all members. We also provide each child with a Necker upon being invested into the Group the first time.

Subscriptions are not paid weekly – they are a yearly membership fee, split into 6 termly instalments. This means the cost for each term remains the same regardless of the number of meetings.

Our subs are currently £120 split into 6 half termly payments of £20. Payment deadlines for 2025/26 are as follows:

- Autumn 1: Friday 19th September
- Autumn 2: Friday 14th November
- Spring 1: Friday 23rd January
- Spring 2: Friday 6th March
- Summer 1: Friday 24th April
- Summer 2: Friday 12th June

Fundraising

As a Group, we aim to keep Subs as low as possible and only charge the minimum required to cover our overheads (rent & Scouts UK costs). This leaves very little to pay for activities, supplies & resources meaning we do rely on fundraising to cover the costs of Friday meetings. Without fundraising, we would need to increase subs, therefore we do ask all parents to support our events where possible.

Gift Aid

The Scout Group is able to claim Gift Aid on subscription and donations. Gift Aid allows us to claim an additional £5 for every eligible subs payment which goes directly into our activities budget. In order to do this, you will need to be a UK tax payer and give permission by ticking the Gift Aid box on your child's information form on OSM. To qualify, for gift aid you must pay an amount of Income Tax and/or Capital Gains Tax for each tax year that is at least equal to the amount of tax that is to be recovered by the Group.

Camps, Holidays and Trips

Camps, holidays, trips and activities not held on a Friday evening are charged separately – you will be informed of any additional costs with the trip details.

Methods of payment

All payments to the Scout Group are made through Online Scout Manager (OSM) – the Group does not accept cash payments.

There are two ways to pay subs through OSM:

- Set up a subscription – you will receive notifications when payments are due but payments are taken automatically on the payment deadline date. You need to set up a new subscription when your child moves up a section
- Pay Now – you will receive notifications when payments are due but will need to log in and authorise each payment individually.

If you are struggling with payments via OSM, please speak to your child's section leader or Antonia (Group treasurer).

Financial Help

We wish to provide the opportunity to enjoy Scouting to all children, regardless of their financial situation.

We do not wish to exclude any young person from an activity because of cost, however, financial support can only be offered if agreed in advance.

If you need help with Subscriptions or the cost of camps & trips, please speak to Rach (GLV) or Antonia (Treasurer) in confidence.

SECTION 7 – SAFEGUARDING

It is the policy of The Scout Association to safeguard the welfare of all members by protecting them from neglect and from physical, sexual and emotional harm.

The Scout Association's policies, rules, code of behaviour, advice on Child Protection and safety policy are there to ensure our young people stay safe whilst the Programme of activities that we provide is fun, exciting and challenging. Most importantly we must also make sure that all activities undertaken are safe.

DBS Checks

Adult volunteers are interviewed locally and all adults within Scouting undertakes a Criminal Record Check by the Disclosure & Barring Service (DBS). Scouts UK do not currently accept DBS checks carried out by other organisations, therefore all adults volunteering with the Group do need a separate Scouts UK DBS check.

Adults present during Scouting activities without a DBS check must be supervised by a registered volunteer – we therefore kindly ask that parents waiting during our Friday meetings do remain in our partitioned waiting area, unless agreed with a volunteer (for example to support a new starter or to use the toilets).

Leaders also complete Safeguarding training and guidance and information is reviewed and updated regularly.

Child Protection & Code of behaviour (Yellow Card)

We have a clear code of behaviour, known as “The Yellow Card” which is given to all adults working in Scouting, regardless of their role. This is also included in the training that leaders receive and offers advice about how young people should be treated. We expect everyone to follow it. All Young Leaders (aged 14-18) within the Group also receive safeguarding training and follow the Code of Behaviour.

A copy of the code of behaviour for adults (yellow card) can be found at the following link: [Yellow Card](#)



Safety Policy

It is the policy of The Scout Association to provide Scouting in a safe manner without risk to health, so far as is reasonably practicable. All activities are risk assessed and run in accordance with The Scout Association's rules and health and safety policies. Parents are able to request a copy of any of our risk assessments if they wish.

All Section Team Members within the Group complete Safety Training and First Response or First Aid courses which are renewed regularly. This ensures that there will always be a first aider present at activities and that our leaders understand how to manage activities in a safe manner.

Nights Away & Adventurous Activity Permits

The Scout Association also operates a permit scheme for Nights Away and adventurous activities and all leaders/adults used to run these activities have received training and the correct authorisation to run the activity.

Where to find more information

Copies of the information provided here, the Code of Behaviour for Adults, links to The Scout Association policies and risk assessments for activities can be found by contacting the Group Lead Volunteer.

What to do if you have concerns?

If you are unhappy with anything relating to your child's time in Scouting, you should raise it with one of the Group Lead Volunteer (Rachael Brown) If the complaint is about the Group Lead Volunteer, or you are unhappy with how they have resolved your concern, you can contact the District Lead Volunteer: dc@chesterfieldscouts.org.uk

ALL Safeguarding concerns should be reported immediately to the Scouts UK safeguarding team using the information found on the Yellow Card or at the following link: [Reporting a Safeguarding Concern](#)

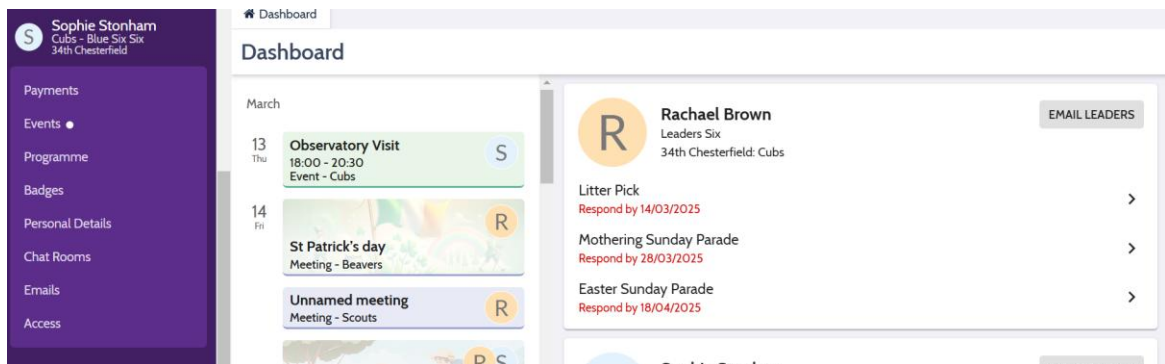
SECTION 8 ONLINE SCOUT MANAGER (OSM)

The Scout Group uses OSM for all our record keeping, administration, events and programs. OSM is completely GDPR compliant and meets all Safeguarding guidelines. Therefore, this is our primary system for communication and it is essential all parents and members do engage with this system.

Your Child's account

You can access everything related to your child's Scouting by logging into your child's account. Volunteers or those with multiple children in the Group should be able to see all their children and/or their own profile at the top of the OSM menu when you log in.

After logging in, you will see a dashboard, along with a menu allowing you to access different areas of OSM.



Payments


All payments for Subs and any additional Camps / Trips are made through OSM. You can see, track and make all payments due, past and present in the Payments section of your child's account.

There are two ways to pay subs through OSM:

- Set up a subscription – you will receive notifications when payments are due but payments are taken automatically on the payment deadline date. You need to set up a new subscription when your child moves up a section
- Pay Now – you will receive notifications when payments are due but will need to log in and authorise each payment individually.

Please speak to Antonia (Treasurer) if you are having any difficulties with OSM payments.

Payments - Sophie



Camps & Trips

Due	Payment	Status	Amount
30/04/2025	Spring Bank 2025 Payment 3	Scheduled	£20.00
31/03/2025	Spring Bank 2025 Payment 2	Scheduled	£20.00
13/03/2025	Observatory Visit	Scheduled	£3.00
28/02/2025	Spring Bank 2025 Payment 1	Received	£20.00
15/02/2025	Founder's Day Sleepover / Chilly Challenge Second Payment (overnight)	Received	£15.00
31/01/2025	DEPOSIT - Founder's Day Sleepover	Received	£10.00

Events

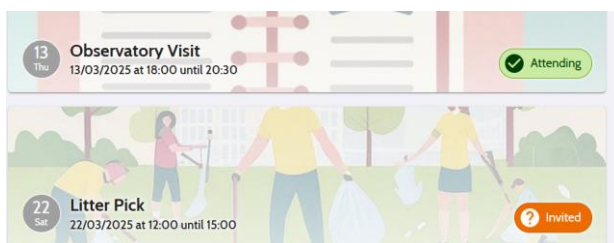
All information for any additional Scout Group events, including trips, parades, sleepovers and camps can be found in the events area of OSM.

Event invites are sent via OSM email – it is essential that parents do respond to these to let us know if your child will be attending or not. Please respond yes or no to all invites, even if your child is not attending an event.

By confirming your child's attendance on OSM:

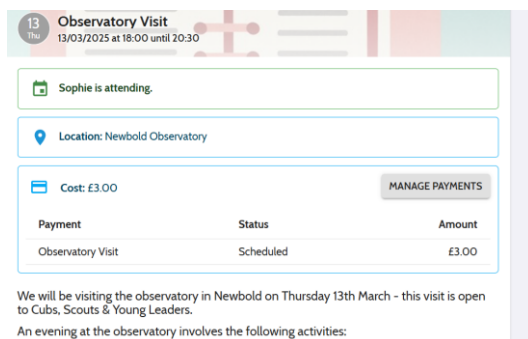
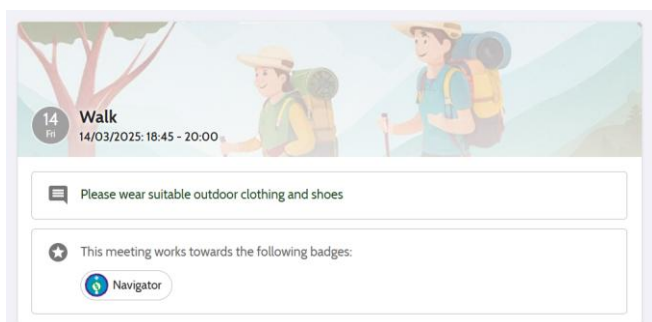
- You are providing your permission for your child to attend the event – if you have not responded via OSM, you have not given permission putting our volunteers at risk
- Any payments for the event can be set up and requested
- Volunteers know to expect your child
- If places need to be booked, they will book a place for your child – many events require this in advance and once a closing date has passed, we may be unable to add extra names
- Volunteers do need to complete paperwork including official notification of events forms, risk assessments etc. we need to know exactly who is attending in advance to do this
- Any badge work linked to the event will be updated for your child

If you have not responded to an OSM invite and show up to an event, volunteers may turn your child away



Programme

Here you can see information about what is planned for Friday meetings, including information about any additional requirements or equipment needed for meetings. Our Section Team Leaders have been asked to ensure that information such as alternative meeting locations and any items your child needs to bring along to meetings is also shared here so you can check in advance.



Badges

You can check your child's badge progress, what they need to do to complete badges and where to place them on their uniforms here.

Badges - Sophie

The screenshot shows a user interface for tracking badge progress. On the left, there is a sidebar with four options: 'Completed' (selected), 'In Progress', 'Other Badges', and 'Uniform Placement'. The main area displays a grid of badge cards. Each card features a circular icon, the badge name, and its status. The visible cards are: 'Outdoors Due', 'Community Impact Awarded - 20/05/2022', 'Emergency Aid Awarded - 09/09/2023', 'Hikes Awarded - 21/11/2024', 'Navigator Awarded - 15/09/2023', 'Nights Away Awarded - 21/11/2024', 'Swimmer Due', and 'Communicator Due'.

Personal Details (screenshot not included due to including personal information!)

Please ensure your child's personal details are kept up to date including all contact information, medical information and photo consent. If you are changing any medical or permission details, it is also worth just mentioning to your child's section team leader that this has changed as they may not spot this straight away.

The screenshot shows a chat room interface titled 'Chat Rooms - Sophie, Cubs'. The chat area contains a message from 'Badge Placement' dated 02/12/2024 at 07:30. The message text reads: 'A reminder of where badges go on the Cub uniform.' Below the text, there is a diagram titled 'Cub Scout uniform' showing a green uniform with a 'Wales Badge' and a 'Union Flag' indicated by lines.

Chat Rooms

You can send a message to your child's section team or other parents via the Chat Rooms. Messages sent in chat rooms can be seen by everyone with access to the chat room.

Emails

All emails that have been sent to you by the Scout Group are recorded and copies can be found here.

Access (screenshot not included as shares personal information)

Here you can give other adults with parental or guardian responsibility access to your child's OSM records.

The screenshot shows a list of email notifications. At the top, there is a graphic of three envelopes. Below it, the list contains four items, each with a date and time and a right-pointing arrow: 'Observatory Visit' (09/03/2025 13:22), 'Payment Initiated' (07/03/2025 10:32), 'Payment Initiated' (28/02/2025 10:33), and 'Fire Station Visit' (27/02/2025 19:18).

SECTION 9 – GROUP COMMUNICATIONS

The Scout Group does operate a paperless system wherever possible, not only does this ensure we are GDPR compliant, it also means we are saving money by reducing printing costs and reducing our impact on the environment by saving paper. Instead of printing lots of letters, the Scout Groups use a variety of different methods to communicate information and instructions for Members & their parents/guardians.

OSM

OSM is used to keep all records of youngsters and to share details of programmes and events and trips. You will receive event invitations which include details of all trips, camps and activities away from the meeting place.

All information about upcoming payments, trips and camps can be found by logging into your child's OSM account.

Email

Programme updates, reminders and letters are all shared by email, using the email addresses you provide to us. It is important when checking your child's details on OSM, that you include all email addresses you would like this information sending to and that you tick the box which says "Receive emails from leaders?". If you do not do this, you will not receive emails from the Group.

You can also find copies of all emails that have been sent by logging into your child's OSM account

Contacting Us

As leaders have work and family commitments, please be aware that they may not always be able to answer their phones or reply to messages immediately. OSM, Email or Facebook are the best ways to contact any of the leaders at the Scout Group – leaders can then respond when they are working on Scout admin.

- OSM messages can be left in the chat room – please be aware that these can be seen by all Cub Parents.
- Facebook messages can be left in the Private Closed Groups above or by Private messaging any of the Group leadership team.
- Emails can be sent to brimingtonscoutgroup@gmail.com and will be passed to the relevant team leader
- WhatsApp / Messages can be sent to 07403 143527 and will be passed to the relevant team leader
- In an emergency, please also use the number above to call, however, please be aware that during working hours, we may be unable to answer the phone.

Facebook



Facebook is used in a number of ways to keep you informed and also to advertise the Group.

Private Closed Groups

We have a private closed group for communicating with parents on Facebook – please use the link below to access this Group.

Our Facebook Group is primarily for sharing photos & updates with parents about what we have been up to, however, we do also use this to advertise upcoming events etc. Copies of some messages, newsletters & reminders sent by OSM are included here, however, this is not the primary method of communicating important updates, particularly as the amount of traffic in the Group means it is easy to miss some updates. Therefore, please do not rely on Facebook for important information.

When you request access to the Group, it will ask which section your child belongs to – please do answer this as the admin of the Group reviewing membership may not be your child's leader, by letting us know which section your child is in, it allows the admin to confirm with volunteers that you should have access.

[Group Members Private Facebook Link](#)

Public Page

We also have a public page which we use to advertise the Scout Group. Photos, upcoming events and adverts will all appear here and can be seen, liked and shared by all.

Please support us by liking our pages and sharing our updates – this helps us be seen by a much larger audience!

[Group Public Facebook Page](#)

Photos

Sharing photos and videos of our activities is a really important way of continuing to promote our group, share what we get up to and advertise our events. We always avoid using personal information, including names, when sharing photos on our Facebook, and whilst we do not actually need permission to share photos, we do understand that some parents do not wish their child to be included in photos shared online. Therefore, if you do not wish us to share photos of your child, please do speak to your child's Section Team Leader to ensure they are aware of this.

SECTION 10 – OTHER INFORMATION

Medical & Allergy Information

It is important that our adult volunteers are aware of any youngsters with medical conditions or allergies. Please can you ensure that OSM is kept up to date with any medical information. It is also wise to speak to your child's Section Team Leader and make them aware of any conditions when your child joins the Section and to let them know of any updates during your child's time in the Group.

If your child uses an inhaler or epi-pen, please ensure this is always available during Section meetings and the Section Team Leader knows where this can be found in an emergency.

Special Diets, Food Allergies & Intolerances

Many of our activities do involve food, therefore we do need to know of any food intolerances and allergies or if your child follows a special diet (e.g. vegetarian or vegan). Our team will always do our best to ensure alternatives are available to ensure all children can take part in all activities but can only do so if we know of these in advance.

Drinks / Snacks at meetings

Please can children avoid bringing their own snacks to meetings as these cause a distraction to youngsters as well as creating potential allergen risks.

All children are encouraged to bring a drink in a named drinks bottle – this should be placed on the table at the entrance upon joining the meeting.

Disabilities / SEND / Individual Care Plans

We do try our best to be as inclusive as possible and welcome children of all abilities and with additional needs.

We always have a dedicated "Calm Zone" which children can access if they are becoming overwhelmed during meetings and will always try to adapt activities to support children with additional needs. We are always happy to discuss how any of our events or activities can be adapted to include all children and apply reasonable adjustments to badgework when needed.

Please speak to your child's Section Team Leader to discuss any additional support your child may need during their time in Scouting.

Photographs

We do take a lot of photographs of our activities and use these in a number of ways:

- To share with parents what their children have been doing – these are shared via our Private Facebook Group
- To advertise the Scout Group – these may appear on our public facebook page or other Scouting websites / pages
- To keep a record of memories for the Group

Very occasionally, photographs are shared with the media (e.g. newspaper articles) but we will always alert parents of this in advance where photos taken by the Scout Group are used.

We do avoid using children's full names alongside their photos, even on our private group.

If you do not wish your child's photograph to be used or shared, please do let us know.

We cannot guarantee that your child's photos is not taken as meetings can be busy, but we will avoid sharing any photos featuring your child without first covering their face with an emoji or similar

We cannot take responsibility for photos taken at public events by people outside of the Scout Group

Mobile Phones & Valuables

We do not ban mobile phones for Friday meetings, however, they are a distraction and we do ask that, unless they are being used for an activity (this is unlikely for the younger sections but Scouts do sometimes use phones), **mobile phones should be kept switched off and out of sight during meetings. This includes young leaders.**

Mobile Phones for under 16s are not allowed at any Nights Away Events or some Scouting Activities – this is for Safeguarding purposes.

The Scout Group cannot take responsibility for any mobile phones, valuables or personal items lost or broken during meetings or activities and our volunteers have been advised not to agree to take responsibility for looking after phones or valuables. Therefore, if you or your child would be upset if an item was lost or broken, we ask that you do not send it along to Scouting activities.